

How to Sort and Dispose of Recyclable Items and Garbage

◆ Rules for Garbage Disposal

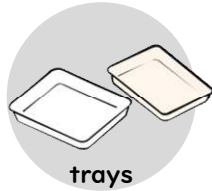
1. Follow the rules for handling each type of garbage and put out at the designated collection site on its assigned collection day (check schedule).
2. Separate garbage properly and take it to the designated collection place by 8:30am on garbage collection day.
3. Recyclable items should be disposed of separately.
4. Dispose of your garbage using the designated type of bag, box, string, etc.
5. Do not mix unburnable items together with burnable garbage.



Plastic

once a week

- Dirty plastic cannot be recycled as resources. Rinse or wipe the items before disposal.



Dispose of them as
Burnable Garbage



Do not put small bags filled with plastic containers and packaging in a larger bag.

PET Bottles

once a week

- Rinse out the inside before disposal. Remove the cap and label as well.

Look for this symbol!
(Bottles with this symbol)



Burnable Garbage

twice a week



Kitchen scraps

Remove as much water as possible before disposal.

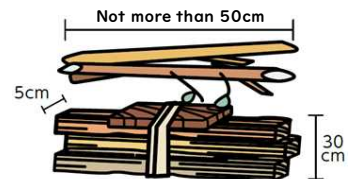


Leather and Rubber

Remove any metal and dispose of as "Other Garbage."



Paper Scraps
(Non-recyclable papers)



Tree Branches,
Twigs and Boards



Paper diaper



Plastics that cannot be cleaned

Glass Bottles and Cans

once a week

- Rinse out the inside before disposal.
Remove the cap and label as well.
- Dispose of any glass and metal items other than bottles and cans as **Other Garbage**.



Put the bottles and cans into the designated container without putting them in a bag.

- ★Note...Use up the contents of spray cans and other such containers like portable gas bottles, hair sprays, and bug sprays. → **Other Garbage**

Paper and Cloth

once a week

- Please bundle each item with string and put out at the designated place.




Newspapers



Magazines
Papers/Flyers
(including stiff/thick paper)
Milk Cartons



Cardboard



Cloth Items

(Not collected on rainy days.)
Please put the cloth items in a transparent plastic bag (semi-transparent plastic bags are not acceptable) and put out at the designated place.

Other Garbage [Unburnable/Hazardous Garbage]

once a week



Tableware (crockery, glass), mirrors, cooking pot, iron, small radio, flower pot, toaster, umbrella, etc.



Spray cans, portable gas stove cylinder, lighter
(must be empty/no contents)

- After the contents have been used up, please put the garbage in a transparent plastic bag (semi-transparent plastic bags are not acceptable) and put out at the designated place.



Batteries
(manganese alkali)



Electronic cigarette

- Please put the garbage in a transparent plastic bag (semi-transparent plastic bags are not acceptable) and put out at the designated place.



Fluorescent lamps,
mercury containing products
(such as mercury thermometers)

- Please put out the garbage without breaking in a transparent plastic bag or a case and put out at the designated place.

- ◆ Usable/Acceptable bags for "Plastic," Other Garbage (Unburnable/Hazardous)," and "Burnable Garbage"



Transparent Bags



Semi-transparent Bags



Supermarket Plastic Bags

- Please put the separated garbage in transparent or semi-transparent bags.
- Maximum: three 45 liter bags at the time of collection.

- ◆ Please do not put out the following items at the collection site. It is your responsibility to dispose of them (fees are charged).

Oversized Garbage



Larger than length 24cm x width 24cm x height 35cm
Examples: Closet, bed, futon, bicycles, stove, vacuum cleaner, table, carpet, chairs, etc.

※The city does not collect waste from business activities.

Apply by phone

Please contact the city's contracting collection traders.
Phone: 048-461-1577
(You can apply from the city homepage as well.)

●In case you cannot speak Japanese, please have someone who can make the phone call for you.

Hours: 8:30~17:00
(Except for Saturdays, Sundays, holidays and New Year's holidays)

Check

●collection date, fee, place

- Collection is from Monday through Friday
- You can put out up to 5 items at a time



Purchase stickers for oversized garbage

Purchase the stickers according to your needs at the stores that handle them (the stickers cost ¥500 per sticker.)

For more information of the stores, please visit the city homepage.


◆ Table. Fee-based

Other than the left	
Sum of length, width, height	Fee(¥)
Items < 260cm	500
260cm ≤ Items < 380cm	1,000
380cm ≤ Items	1,500

Items	Fee(¥)
Vacuum cleaner	500
Microwave	500
Electric fan	500
Japanese futon	500
Chair	500
carpet	500
Baby carriage (Pram)	500
Golf club(5 or less)	500

Dispose of oversized Garbage

write your name, reception No., and the collection date on the "stickers for oversized garbage" and attach it to your oversized garbage in an easily visible place. take your garbage to the location designated at the time of application by 8:30 a.m. on the collection day.



◆ Taking Garbage directly to the Cleaning Center

Address....6-17-1 Shimoniikura, wako, Saitama, zip code 351-0111

Fee.....¥60 per 10kg

Hours.....8:30~12:00, 13:00~16:00 (Except for Saturdays, Sundays, holidays and New Year's holidays)

Wastes not collected by the City

◆ Items Specified by the Electric Appliance Recycling Law

Recycling is required by Law Such as an air conditioner, television, refrigerator, freezer, washing machine and clothes dryer.

●Dispose of them by either of the following methods.

- ①Ask the store where you purchased the product for collecting wastes.
- ②Ask a collection trader authorized by wako-shi for disposal.
- ③Take the used products to an authorized collection trader by yourself.
(For more information of disposal please make inquiries to the city.)

◆ Items difficult to dispose

Fire extinguishers, construction materials, tiles, concrete, concrete blocks, bricks, automotive parts, motor oil, motorcycles, car batteries, bathtubs, pianos, tatami, sand, stones, propane gas cylinders, etc.

●Please ask either the store of purchase to collect the items or to find a company specializing in handing of this type of garbage for disposal.

Collection Areas and Schedules for Recyclable Items and Garbage

Garbage category Collection Areas	Plastic, PET Bottles	Bottles and Cans, Paper and Cloth, Other Garbage. (Unburnable/Hazardous)	Burnable Garbage
Shirako 1- and 2-chome (しらこ1,2ちょうめ)	Wed.	Tue.	Mon. & Thu.
Shirako 3-chome (しらこ3ちょうめ)	Thu.	Wed.	Tue. & Fri.
Shirako 4-chome (しらこ4ちょうめ)	Thu.	Mon.	Tue. & Fri.
Minami 1- and 2-chome (みなみ1,2ちょうめ)	Wed.	Fri.	Mon. & Thu.
Chuo 1- and 2-chome (ちゅうおう1,2ちょうめ)	Fri.	Mon.	Wed. & Sat.
Niikura 1-chome (にいくら1ちょうめ)	Fri.	Thu.	Wed. & Sat.
Niikura 2-chome (にいくら2ちょうめ)	Thu.	Wed.	Tue. & Fri.
Niikura 3- through 8-chome (にいくら3~8ちょうめ)	Thu.	Mon.	Tue. & Fri.
Honcho (ほんちょう)	Fri.	Thu.	Wed. & Sat.
Suwa (すわ)	Wed.	Fri.	Mon. & Thu.
Hirosawa (ひろさわ)	Wed.	Fri.	Mon. & Thu.
Nishi-Yamato Danchi (にしやまとだんち)	Wed.	Fri.	Mon. & Thu.
Suwahara Danchi (すわはらだんち)	Wed.	Fri.	Mon. & Thu.
Shimo-Niikura 1- through 6- chome (しもにいくら1~6ちょうめ)	Thu.	Mon.	Tue. & Fri.
Maruyamadai 1- through 3-chome (まるやまだい1~3ちょうめ)	Fri.	Tue.	Wed. & Sat.

For more information, please refer to the wako city homepage.

➡URL; <http://www.city.wako.lg.jp>

【Inquiry】

Contact ; Recycling Division

Address ; 1-5 Hirosawa, Wako, Saitama, zip code 351-0192

Phone ; 048-464-1111

Contact ; Cleaning center

Address ; 6-17-1 Shimoniikura, Wako, Saitama, zip code 351-0111

Phone ; 048-464-5300

